

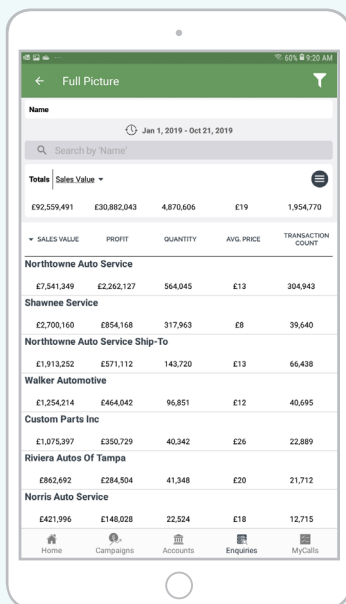
# How To Search Within Enquiries

Android

Sometimes generating a report can yield hundreds of lines of data, if not thousands. You can use the Search feature to easily locate one customer name, product, or account number within the enquiry results.

## 01 DRILL

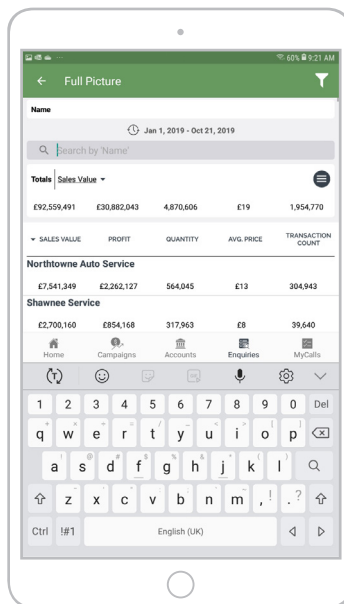
Ensure you have selected the appropriate bubbles so the right data list is being displayed.



## 02 GO TO SEARCH

The search bar, located directly below the date range, allows you to search for information within the bubble you have selected.

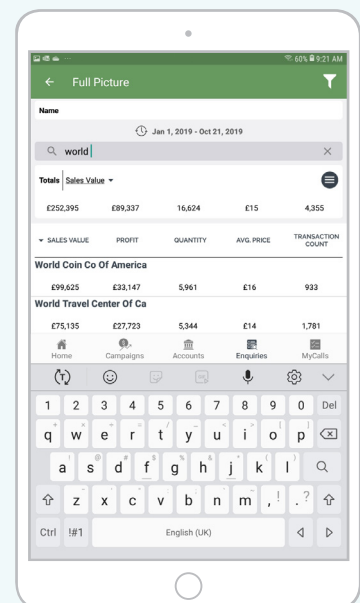
For instance, if you selected the Name bubble, the search bar will say Search by 'Name'.



## 03 SEARCH

Enter the information you want to locate. sales-i will begin filtering through the results after two or more characters have been entered and will display entries for any line containing those same characters.

**Note:** As sales-i searches through results, the totals at the top will adapt to reflect the sales from the filtered results.

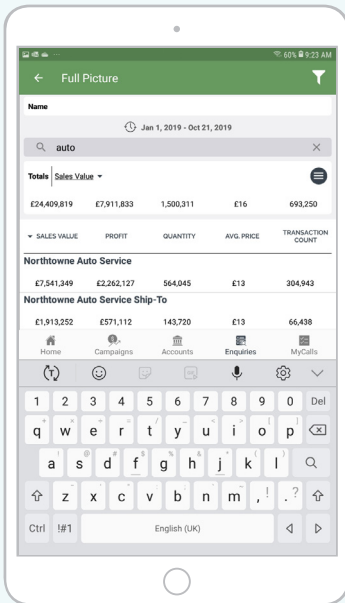


# 04

## SEARCH - A SPACE BEFORE TEXT

Add a space before a string of characters to indicate that the word or number is not the first word or number in the description or code.

For example, entering a space before the word “Auto” would display results such as “Bill’s Auto Garage” and “Very Best Auto” and would exclude results like “Auto World” or “Auto Repair House”.

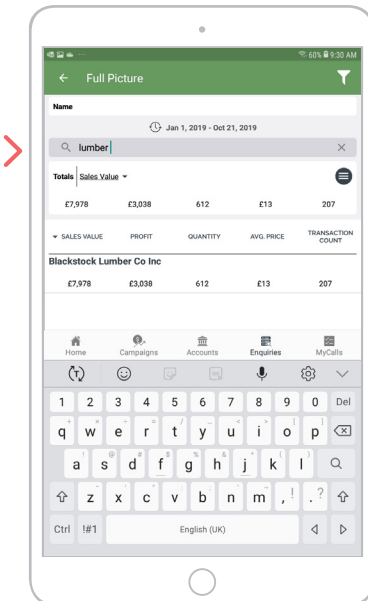


# 05

## SEARCH - A SPACE AFTER TEXT

Add a space after a string of characters to indicate that the word or number is the first word or number in the description or code.

For example, entering a space after the word “Lumber” would display results such as “Lumber Inc.” and “Lumber Suppliers United” and would exclude results such as “Empire Lumber” or “Big Tex Lumber”

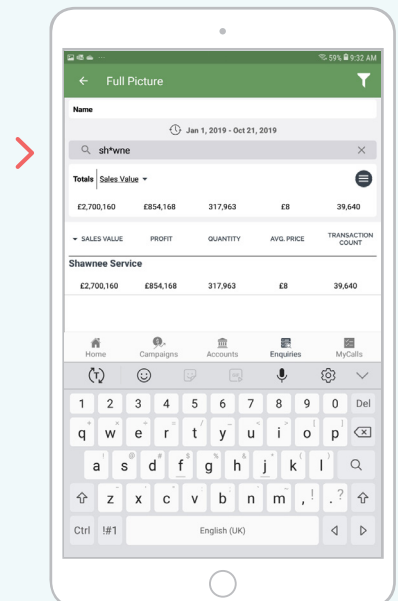


# 06

## SEARCH - INSERT \* .....

If you are unsure of how to spell the name, description, etc., you are trying to locate, use the asterisk (\*) to replace the letters you are unsure of.

sales-i will display any line containing the letters in the order you’ve typed in, even if there are letters in between. For example, if you are unsure how to spell a customer’s name (Roehrig), and you type in “R\*rig”, sales-i will display “Roehrig” in the results because it contains the letters you entered in the same order.



## 07 SEARCH - SPECIAL CHARACTERS

Some special characters, such as commas, hyphens, and forward slashes are searchable.

This is especially helpful when searching for product descriptions containing special characters.

